

ACCORD

GLAMOUR DE MARBLA



COLLECTION 2023



www.accordceramics.com



**BIGGER
IS NEW
BETTER**

Who We Are

Accord is a leading ceramic manufacturing company since its origin in the year 2007 and has been dominating the industry with its innovative products. Accord has created a rich legacy for the brand with an unconventional range of products that have distinctive designs and surfaces in vivid sizes. At Accord we endeavor for creating epic products.

Manufacturing the excellent quality has been our prime concern since our existence. With a large-scale factory area and a team of co-operative professionals, Accord has its own competitive superiority to endure the contemporary domain of slab tiles.

For keeping up with the trends, Accord's R&D team have been researching the market regularly. Our R&D team is full of keen analytics and researchers who keep a constant eye over the market statistics to align ourselves with the daily trends.

ATLANTIC WHITE



3 RANDOM

BIANCO DOLIMITI



3 RANDOM

HELIX WHITE



2 RANDOM






FLOOR : HELIX WHITE

MARBELLA WHITE



3 RANDOM

RIGATO WHITE



3 RANDOM

ACCORD WHITE




5 RANDOM

ROMANTIC STATUARIO



2 RANDOM

TAKENOS BIANCO



3 RANDOM

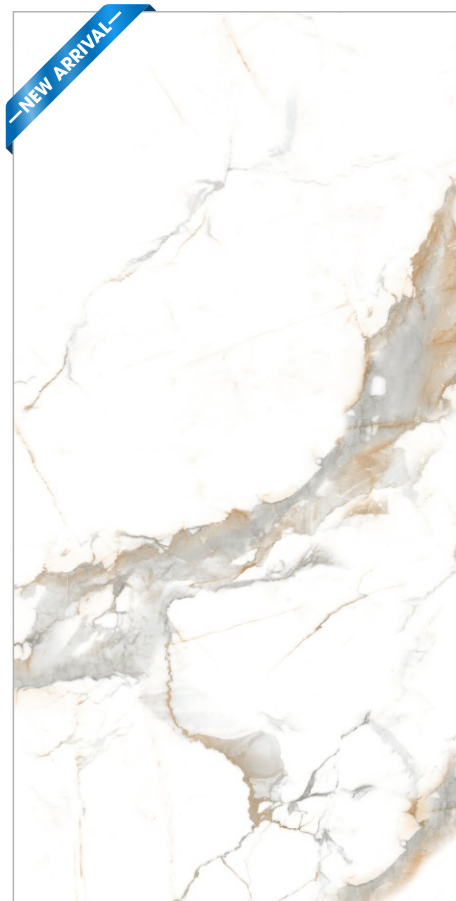
*** BETHANY BLUE**



4 RANDOM




CALACATTA GOLD




4 RANDOM

SUMMER WHITE




4 RANDOM

ALEX CALACATTA




3 RANDOM

AVORIO CREMA




4 RANDOM

LUMOS AVORIO




4 RANDOM

LUMOS BIANCA




4 RANDOM

GOLD AGATE ONYX



3 RANDOM

BIANCO LASA



3 RANDOM

BERLIN BEIGE



4 RANDOM



Ready To Load




FLOOR : BIANCO LASA

ARISTONE CEROCHE



4 RANDOM

*** PATAGONIA**




5 RANDOM

ALDO BEIGE




3 RANDOM

BOTTOCHINO CLASSIC




3 RANDOM



CREAMA MARFIL




2 RANDOM



DOLCE BROWN



3 RANDOM



DYNA CANARY




2 RANDOM

DYNA STREAK



2 RANDOM

BRECCIA MAX




2 RANDOM




FLOOR & WALL : BRECCIA MAX

DEVCI CREAMA





4 RANDOM

*** DEVCI GREY**



4 RANDOM

*** FOREST BROWN**



3 RANDOM



Ready To Load




Dark High Glossy Series

LEVANTO LIGHT




4 RANDOM

*** LEVANTO BROWN**




4 RANDOM

*** LEVANTO NATURAL**




4 RANDOM

BRECCIA BEIGE



3 RANDOM

BRECCIA GREY



3 RANDOM

DYNA SUPREME




4 RANDOM






FLOOR & WALL : ARMANI BEIGE

*** ARMANI GOLD**



3 RANDOM

ARMANI GREY



3 RANDOM

*** ARMANI GRIS**




3 RANDOM

ARMANI BEIGE





3 RANDOM

SNOW ONYX MINT




3 RANDOM

*** MADERA FOREST**



3 RANDOM

FOREST VENUS



2 RANDOM



FOREST MOON





2 RANDOM



*** TURKE LANA**



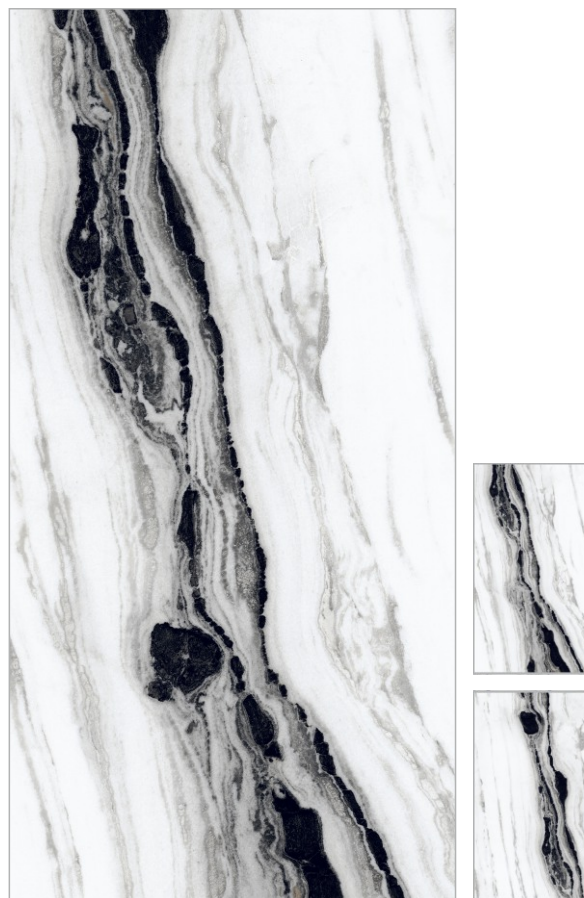
3 RANDOM






FLOOR : TURKE LANA

* COVELANO LASA




3 RANDOM

* LYVON NATURAL



4 RANDOM

* SAHARA BLACK




4 RANDOM




FLOOR : SAHARA BLACK

* **TITANIUM NATURAL**





3 RANDOM

TITANIUM BROWN



3 RANDOM

* **THUNDER BLACK**



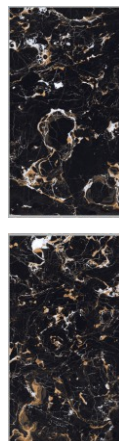

3 RANDOM



Ready To Load



* Dark High Glossy Series

*** PORTORO GOLD**




3 RANDOM

*** COSTA BROWN**



3 RANDOM

*** PATAGONIA CREMA**




4 RANDOM



*** RIVER CEDAR**



3 RANDOM



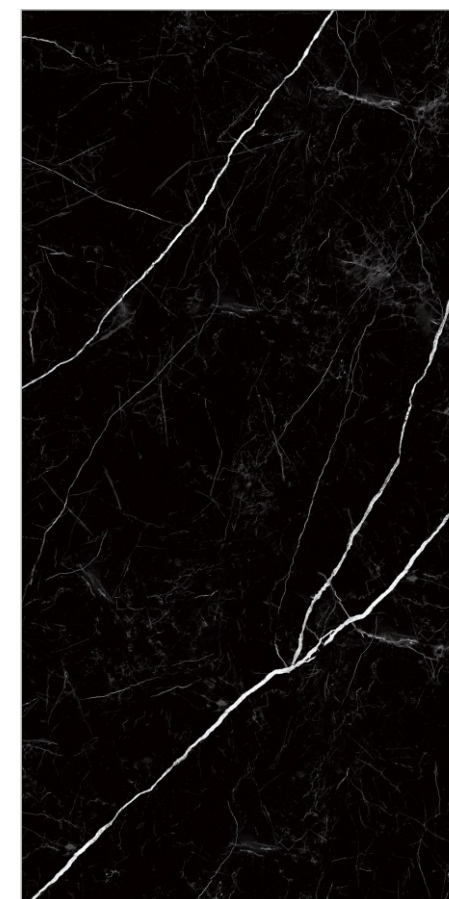
RIVER WHITE



4 RANDOM



*** NERO MARQUINA**



3 RANDOM





FLOOR : NERO MARQUINA

800X1600MM

GLOSSY

MARMERISE BEIGE



4 RANDOM

*** CIPRIA MATTONE**



A+B BOOK MATCH

*** Dark High Glossy Series**




ATLANTIC WHITE




3 RANDOM

ACCORD WHITE



5 RANDOM

HELIX WHITE




2 RANDOM




FLOOR : ATLANTIC WHITE

NORWAY IVORY




5 RANDOM

NORWAY GREY




5 RANDOM

NORWAY SEAL




5 RANDOM

LOVA BIANCO




4 RANDOM

LOVA NERO



4 RANDOM

TAKENOS BIANCO




3 RANDOM

SERENITY BEIGE



3 RANDOM

DOVER QUILT



4 RANDOM

DOVER STEEL




4 RANDOM



FLOOR : SERENITY BEIGE

STONEAGE COPPER



2 RANDOM

TERRAZZO



2 RANDOM

STUCCO BEIGE



3 RANDOM




Ready To Load




FLOOR : STONEAGE COPPER

BURBERRY BROWN




3 RANDOM

BURBERRY GREY



3 RANDOM

BURBERRY BEIGE



3 RANDOM



Ready To Load

BETTON LUCIO



4 RANDOM

BETTON ROCCIA



4 RANDOM

MARMERISE GREY



4 RANDOM

LARCH WOOD BEIGE




4 RANDOM




CORTECIA LIGHT




4 RANDOM



CORTECIA DARK



4 RANDOM



Ready To Load



FLOOR & WALL : LARCH WOOD BEIGE

ESTELLO BROWN



3 RANDOM




FLOOR : ESTELLO BROWN

800X1600MM

CARVING




MARBELLA WHITE





3 Continue Face

EMBER WHITE



4 Continue Face

ONYX ALPHINE






4 Continue Face





FLOOR & WALL : ONYX ALPINE

FARTOLI WHITE





4 Continue Face

FUSION MARFIL



4 Continue Face

CORALITO




3 Continue Face




FLOOR : CORALITO

GLOBAL BEIGE




4 Continue Face

OLIVA LATTE




3 Continue Face

TIERRA SMOKE



3 Continue Face

ORION CREMA



4 Continue Face




FLOOR : ORION CREMA

800X1600MM

RUSTIC MATT


ENDMATCH
COLLECTION

MAFFIN ROSSO



3 Continue Face

ENDMATCH
COLLECTION



FLOOR : MAFFIN ROSSO

800X1600MM

CARVING

ENDMATCH
COLLECTION



TECHNICAL SPECIFICATION OF ACCORD SLAB VITRIFIED TILE

TEST DISCRPTION			
CHARACTERISTIC	TEST METHOD	STANDARD AS PER ISO-13006/EN14411 GROUP	ACCORD VALUE
Deviation in Length	IS-13630-1	±0.50%	±0.10%
Deviation in Width	IS-13630-1	±0.50%	±0.10%
Deviation in Thickness	IS-13630-1	±5.00%	±5.00%
Straightness of Sides	IS-13630-1	±0.50%	±0.10%
Rectangularity	IS-13630-1	±0.60%	±0.15%
Surface Flatness	IS-13630-1	±0.50%	±0.20%
Surface Quality	IS-13630-1	Min. 95%	Min. 95%
PHYSICAL PROPERTIES			
Water Absorption	IS-13630-2	≤0.50%	≤0.50%
Modulus of Rapture(N/mm2)	IS-13630-6	Min. 35N/mm ²	Min. 37N/mm ²
Breaking Strength(N)	IS-13630-6	<7.5mm-700N ≥7.5mm-1300N	≤7.5mm-1000N ≥7.5mm-1400N
Moisture Expansion(mm/m)	IS-13630-3	0.06 Max	0.01 Max
Scratch Hardness of Surface	IS-13630-13	Min. 4	Min. 4
Resistance of Surface Abrasion(Glazed Tiles)	IS-13630-11	As per Mfg.	Class I Min.
Co-Efficient of Linear Thermal Expansion	IS-13630-4	As per Mfg.	6.5x10 ⁻⁶ Max.
Thermal Shock Resistance	IS-13630-5	10 Cycles Min.	10 Cycles Min.
Crazing Resistance	IS-13630-9	As per Mfg.	5 Cycles at 7.5Bar Pressure
Impact Resistance-Coefficient of Restitution	IS-13630-14	As per Mfg.	0.55 Min
Frost Resistance	IS-13630-10	As per Mfg.	No Damage
Bulk Density (g/cc)	IS-13630-2	>2.0 gm/cc	>2.0 gm/cc
CHEMICAL PROPERTIES			
Resistance of Staining	IS-13630-8	Class I Min.	Class I
Resistance of Household Chemicals	IS-13630-8	Class AA Min.	Class AA
Resistance to Acids & Alkalis	IS-13630-8	As per Mfg.	Min. Class A
Slip Resistance	150-13006/EN1444 Group B A	As per Mfg.	As per Mfg.

PACKING DETAIL

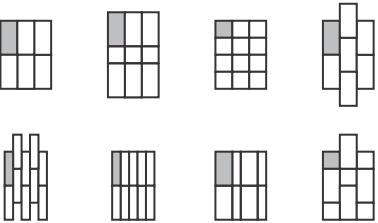
No.	Size	Thickness (approx.)	Pieces/Box	Area/Box	Wt./Box (approx.)
01	800x1600mm	9mm	2 pcs.	2.56 sq. mtr.	53 kg

ARK SLAB LAYING INSTRUCTIONS

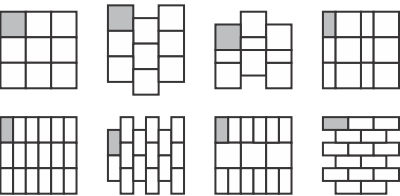
- Plaster the surface of the floor to be tiled smooth and complete the plastering and curing at least two hour prior to tiling.
- Before fixing **ARK SLAB**, lay them out in desired pattern and make sure that give acceptable blend of colour. Please not that certain amount of shade variation is inherent in the manufacture of a fully vitrified ceramic tile.
THE COMPANY WILL BEAR NO LIABILITY AFTER THE TILES ARE FIXED.
- For fixing **ARK SLAB**, we recommend the use of the tile fixing adhesive for best result. Also follow the tile fixing instructions provided along with adhesives.
- For fixing **ARK SLAB** on the floor using sand and cement follow the instructions given below:
- Use cement and sand mortar in the ratio of 1:4 add some water to create a consistent paste.
- Once the mixing has been completed do not add any further water to create a consistent paste.
- Apply a 20-30mm layer of bedding material over an area of 1 square meter at a time on the surface of the area. Apply a fine slurry to the back of the tile to ensure proper and dull bedding, press gently for even adherence at the back of the tile.
DO NOT USE IRON HAMMER OR SOME HEAVY MATERIAL TO PRESS THE TILES.
- For fixing **ARK SLAB** on dado, we recommend the use of adhesive. Please follow the manufacture's instructions for the same. We do not recommend the use of sand and cement for fixing on dado.
- Mark and layout the tiles from the center of the area to be tile so that cut tiles. If any will be on the outer edges to words the walls.
- The work size which we try to maintain for better technical performance is 1200x2400mm, 800x2400mm,900x1800mm, 800x1600mm, & 1200x1200mm on average. it is advisable to maintain a gap of 1mm to 3mm between every two tile to allow for possible expansion as per BIS/EN tolerance norms. This would give the coverage area as mentioned in the cartoon.
- Complete the tile laying process by pressing the center of the **ARK SLAB** firmly into place along the walls/floors.
- Allow 3-4 days for bed curing. After this period fill the joints with grouts.
- Fifteen minutes after finishing the grouting process, wipe off excess grout with a damp sponge and polish the tile with a soft and dry cloth for a clean surface. The tile can also be cleaned by mild acid(however hydrofluoric acid and its derivatives should not be used)
- Please note that the company does not accept any liability in case of problems arising out of non-adherence to these fixing instructions.

TILING POSSIBILITIES

800x1600mm



1200x1200mm





ACCORD VITRIFIED PVT. LTD.

S.No. 151/P3, Near Narmada Canal, Morbi - Halavad road, At. unchi Mandal,
Morbi - 363642, Gujarat, INDIA.
+91 97264 20209

info@accordvitrified.com | www.accordceramics.com

Join Us    